

TECHNICAL DATA

Measurements

Width, head open	1 670 mm
Width, head closed	1 220 mm
Weight (from)	1 390 kg
Height (in processing position)	1 890 mm
Length (in processing position)	1 510 mm
Optimal tree diameter	450 mm
Optimal tree diameter in debarking	350 mm

Delimiting

Number of delimiting knives	3+1
Max opening of front knives	720 mm
Max opening of rear knives	750 mm
Diameter front knives tip-to-tip	480 mm

Feeding

Type of feed	2WD
Diameter of feed rollers	450 mm
Max opening of feed rollers	680 mm

Hydraulics

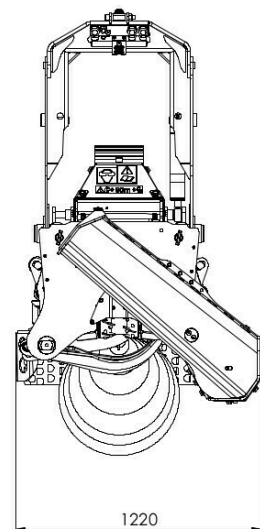
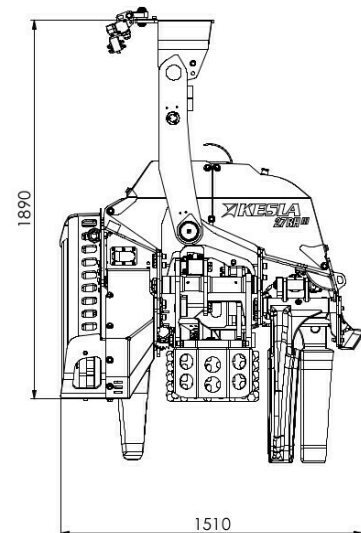
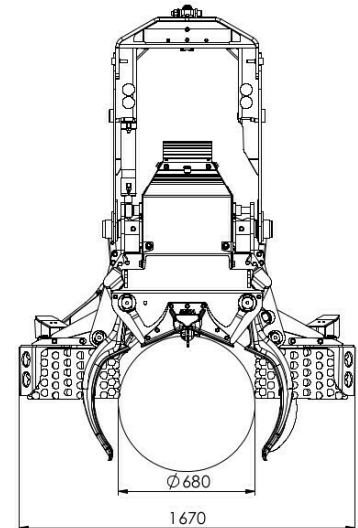
Recommended pressure min	250 bar
Max pressure	280 bar
Recommend oil flow min	250 l/min
Max oil flow	320 l/min

Electronics

Voltage	24 V
Current	15 A

Recommended base machine

Excavator min weight	15 t
Excavator max weight	18 t
Wheeled harvester min weight	18 t
Wheeled harvester max weight	25 t



SAW AND FEEDMOTOR CONFIGURATION

Chain Saw Options

JPS R5500 41cc saw with auto chain tensioner & auto saw control

Max cutting diameter	770 mm
Max guide bar length	90 cm
Chain pitch	0.404 "
Saw motor displacement	41 cc
Chain tightener	auto
Saw control	auto

KESLA HD30 with automatic chain tensioner & auto saw control

Max cutting diameter	770 mm
Max guide bar length	90 cm
Chain pitch	0.404 "
Saw motor displacement	30 cc
Chain tightener	auto
Saw control	auto

KESLA HD30 3/4" with auto chain tensioner & auto saw control

Max cutting diameter	770 mm
Max guide bar length	90 cm
Chain pitch	0.75 "
Saw motor displacement	30 cc
Chain tightener	auto
Saw control	auto

SuperCut 150 saw with automatic chain tensioner and saw control

Max cutting diameter	770 mm
Max guide bar length	90 cm
Chain pitch	0.404 "
Saw motor displacement	30 cc
Chain tightener	auto
Saw control	auto

Feed Motor Options

Rexroth 620cc

Feed motor displacement	620 cc
Feed force	24.6 kN
Feed speed	5 m/s
Recommended flow	240 l/min
Recommended engine power min	112 kW



Rexroth 680cc

Feed motor displacement	680 cc
Feed force	26.9 kN
Feed speed	5 m/s
Recommended flow	290 l/min
Recommended engine power min	130 kW

Rexroth 820cc

Feed motor displacement	820 cc
Feed force	32.5 kN
Feed speed	4.5 m/s
Recommended flow	310 l/min
Recommended engine power min	145 kW

Rexroth 520cc

Feed motor displacement	520 cc
Feed force	20.6 kN
Feed speed	5 m/s
Recommended flow	220 l/min
Recommended engine power min	103 kW

Rexroth 565cc

Feed motor displacement	565 cc
Feed force	22.4 kN
Feed speed	5 m/s
Recommended flow	240 l/min
Recommended engine power min	107 kW

OPTIONAL EQUIPMENT

Control valve

HA01-030-10	STD (mechanical clamping pressure control)
HA01-030-11	KESLA proCON

Saw bar pressure control

HA01-050-10	STD (Manual)
HA01-050-11	Proportional

Tilt control

HA01-055-10	STD tilt
HA01-055-11	proTILT
HA01-055-12	proTILT Lock

Chain oil pump

HA01-060-10	Fixed volume, hydraulic
HA01-060-11	KESLA Prolube, electric adjustable
HA01-060-12	PROLUBE DUAL

Feed roller

HA01-070-10	STD (KESLA steel rollers)
HA01-070-20	KESLA EUCA-rollers
HA01-070-30	KESLA euca-rollers, TURNABLE
HA01-070-55	MOIPU Xtreme
HA01-070-70	V-Tec

Middle roller

HA01-080-10	STD
HA01-080-20	EUCA

Length measuring

HA01-090-12	measuring roller KESLA HydCON+
HA01-090-13	KESLA hydCON+ w/ wide sprocket
HA01-090-14	Sensors in feed motors

Diameter measuring

HA01-100-10	No diameter measuring equipment installed
HA01-100-11	STD Analog sensor, current output (mA)
HA01-100-12	Double pulse encoders

Wire harness for control system

HA01-110-10	None
HA01-110-11	Motomit
HA01-110-12	KESLA proLOG or xLogger
HA01-110-13	Dasa d4

Front delimiting knives

HA01-115-10	STD cast knives
HA01-115-11	HD knives (cast)

Pressure accumulators for knives

HA01-120-13	Front & rear knives
HA01-120-14	Front & rear knives (accumulators unpressurized for air freight)

Upper fixed delimiting knife

HA01-130-10	STD (casted knife)
HA01-130-11	SHORT (27RH-II... 30RH-II, welded steel)

Color marking HA01-170-11**Stump treatment** HA01-180-11**Control valve for rotator** HA01-190-11**Find end sensor** HA01-210-11**Spare hose kit** HA01-220-11**Spare parts kit**

HA01-230-11	STD kit (for a head with measuring wheel)
HA01-230-12	For head with length encoders in feed motors

Tool kit

HA01-240-11	KESLA special tool kit
HA01-240-12	Universal tool kit
HA01-240-13	KESLA special tool kit + Universal tool kit

Rotator & link

HA01-250-11	Black Bruin BBR15HD + link 250 mm w/ dual swing damper (#3160256)
HA01-250-13	Indexator AV 17 (#3160469) + link w/o swing damper (#90019958)
HA01-250-50	Black Bruin RH3016 + 240 mm link w/ dual swing damper
HA01-250-51	Black Bruin RH3016 + 240 mm link w/o swing damper
HA01-250-60	Indexator HX30LS + MPB-link w/ double swing dampers

Control and Measuring System

HA01-260-11	KESLA xLogger with Priority-Bucking software
HA01-260-12	KESLA proLOG
HA01-260-14	KESLA xLogger with Bucking-to-value software

Installation kit for control and measuring system

HA01-270-11

Joystick grips

HA01-280-11	SUREGRIP with 2x10 buttons preset keypads
HA01-280-12	SUREGRIP with 1x10 buttons preset keypad
HA01-280-15	SVAB grips